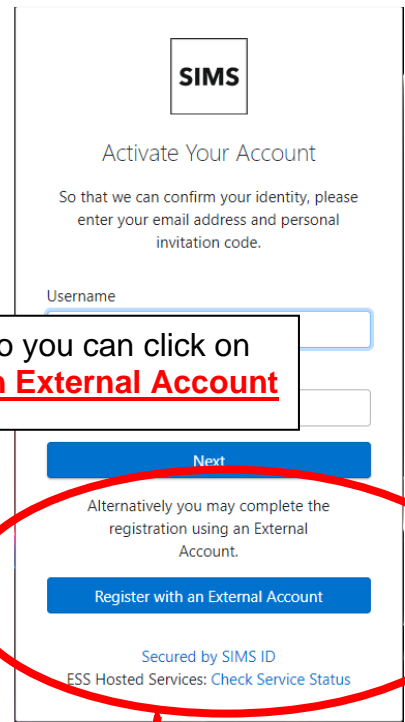
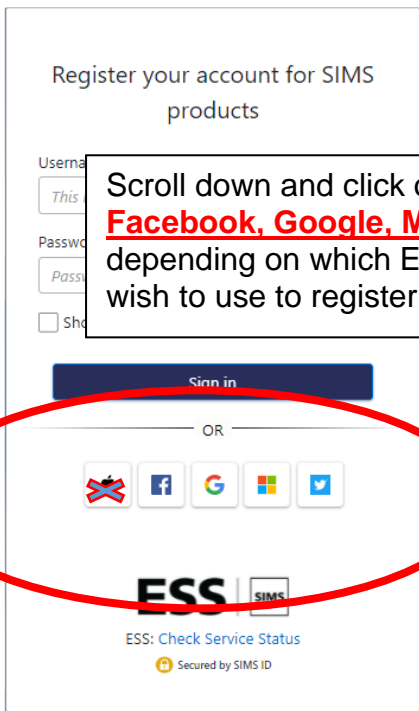


Invitation-email – click on **Accept Invitation.**
Copy the **Invitation Code**

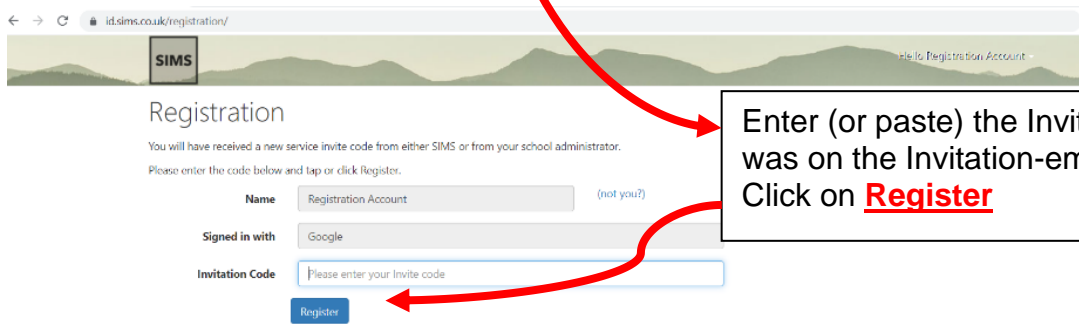


Scroll down so you can click on **Register with External Account**



Scroll down and click on **One** of the 4 buttons, **Facebook, Google, Microsoft, Twitter** depending on which External Account you wish to use to register with.

Use if you have a Facebook Account	Use with Gmail, Goggle Mail email addresses	Use with Hotmail, Outlook, Live, C2K email addresses	Use if you have a Twitter account



Enter (or paste) the Invitation Code which was on the Invitation-email.
Click on **Register**



Enter the DOB of your child (dd/mm/yyyy). Click on **Verify**

Registration - Answer Security Questions

You are required to provide a second piece of information to confirm your identity.

What is the date of birth of one of your children at the school?
(dd/mm/yyyy)

© 2020 - Capita Education Software Solutions

Enter the date of birth of one of your children at the school using dd/mm/yyyy format.

Registration - Account Creation

Your account is being set up and configured. You will be automatically redirected when this process is complete...

Elapsed 9 seconds

© 2017 - Capita Children's Services

Account Creation should take a few seconds.

SIMS ID Account Created

simsid@identityfor.co.uk
Wed 04/11/2020 13:56
To: You

You will receive an email from simsid@identityfor.co.uk confirming that you have successfully registered your account.

Thank you for successfully registering your account with SIMS ID.

You should receive an email to say you have been successfully registered.

Download the App and **sign in with the External Account** (ie Facebook, Google, Microsoft, Twitter) which you registered with.

Have you received an invitation from your school and completed registration?